


2x $\varnothing 10$ H8/20 / 180

12x $\varnothing M10$ T 20 / 200
Servotak[®]
PRECISION GEARBOXES



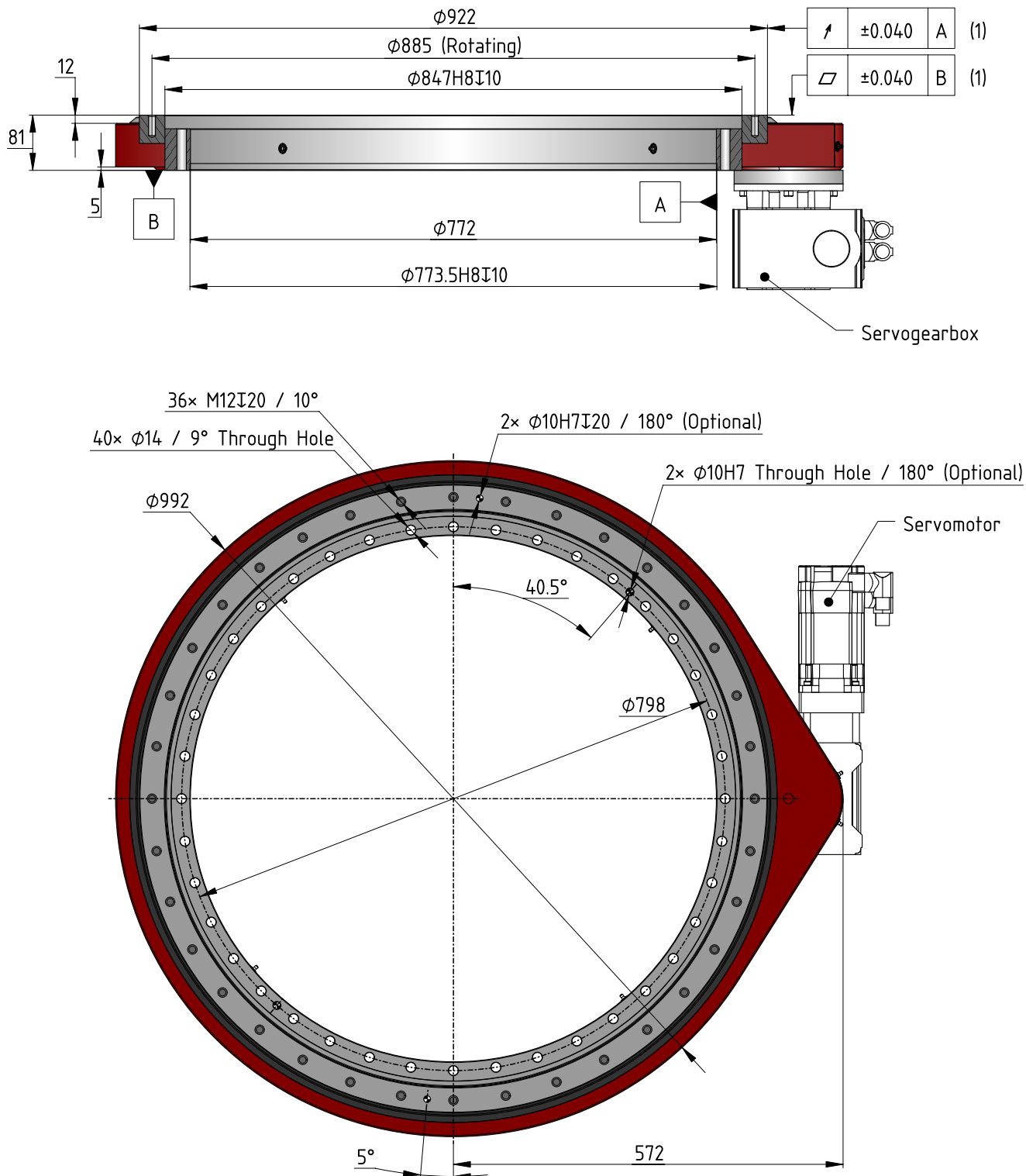
16x $\varnothing 10,50$

2x $\varnothing 8$ H7

SRT-M-0885-1M

SRT-M-0885-1M

Dimensions



(1) Values valid while supported by a precision machined surface on a support structure with sufficient stiffness. Subject to technical improvements without prior notice.

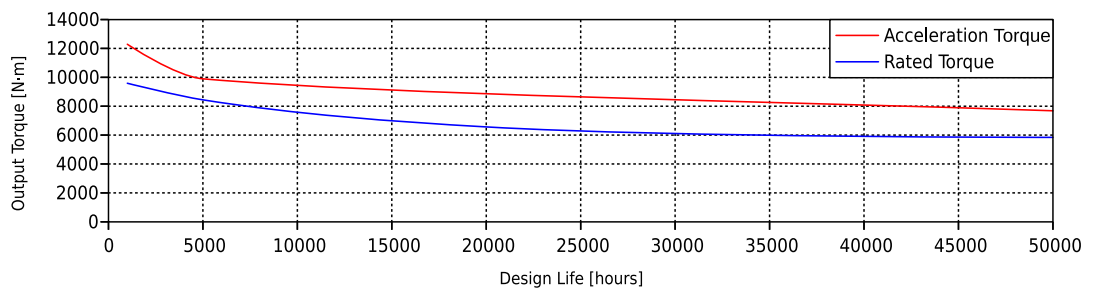
SRT-M-0885-1M

Technical Data

Transmission		Standard Precision (P2)	High Precision (P1)
Turning Direction		Programmable, reversible	
Internal Ratio		15.4:1	15.4:1
Backlash	arcmin	≤1.20	≤0.90
Moment of Inertia	kg·m ²	0.16	0.16
Efficiency ⁽¹⁾	%	89	92
Operating Temperature	°C	-15 to +50	-15 to +50
Mass (without Gearmotor)	kg	245	245

(1) This value remains constant and is independent of output torque and input speed.

Output Torque Capacity as per DIN-3990



Curves for Standard Precision (P2) SRT actuators.

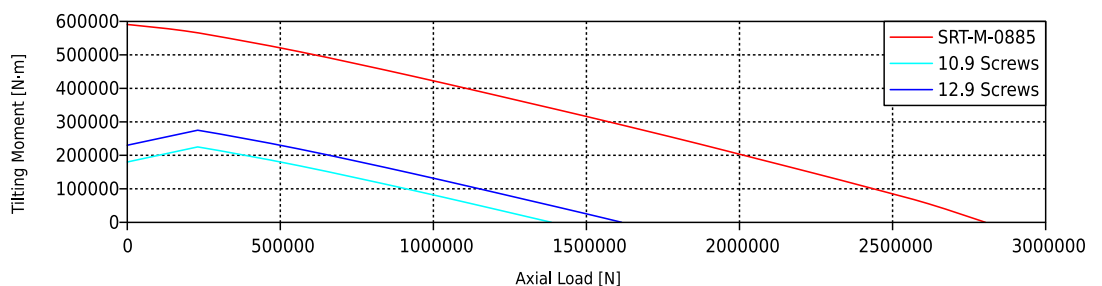
Gearbox	Total Transmission Ratio
SVS (Right Angle)	115:1 to 1540:1
MQ (Right Angle)	77:1 to 1262:1
MA (Right Angle)	62:1 to 6006:1
SG (Coaxial)	46:1 to 15400:1

Bearing Load Capacity		
Basic Static Axial Load Rating C_{0a} ⁽¹⁾	N	2354460
Basic Dynamic Axial Load Capacity C_a ⁽²⁾	N	270676
Basic Static Radial Load Capacity C_{0r} ⁽¹⁾	N	1080410
Basic Dynamic Radial Load Capacity C_r ⁽²⁾	N	266800

(1) Values calculated as per ISO-76 and ISO/TR-10657.

(2) Values calculated as per ISO-281 and ISO/TR-1281-1.

Bearing Load Capacity



Limiting Load Diagram calculated with a Static Safety Factor SF=1. Values calculated at the bearing raceway, for a supported axial load. Support structure must be sufficiently rigid, and must be machined and level. The operating load point must be under the curve, and a service factor depending on machine type and desired service life must be applied.